



- 1 Write  $\frac{3}{4}$  as a decimal.

..... [1]

- 2 Work out \$1.20 as a percentage of \$16.

.....% [1]

- 3 Factorise  $5y - 6py$ .

..... [1]

- 4 A bag contains green balls and red balls only.  
A ball is taken at random from the bag.  
The probability of taking a green ball is 0.38 .

Write down the probability of taking

- (a) a red ball,

..... [1]

- (b) a blue ball.

..... [1]

## 3

- 5 (a) On Monday the temperature at midday is  $4^{\circ}\text{C}$  and the temperature at midnight is  $-3^{\circ}\text{C}$ .

Work out the difference between these two temperatures.

.....  $^{\circ}\text{C}$  [1]

- (b) On Wednesday the temperature at midday is  $-1^{\circ}\text{C}$ .  
By 7 pm the temperature has fallen by  $4^{\circ}\text{C}$ .

Work out the temperature at 7 pm.

.....  $^{\circ}\text{C}$  [1]

- 6 The volume of a cuboid is  $180\text{cm}^3$ .  
The base is a square of side length 6 cm.

Calculate the height of this cuboid.

..... cm [2]

- 7 Write the following numbers in standard form.

- (a) 640 000

..... [1]

- (b) 0.0006

..... [1]

8 Work out.

(a)  $\begin{pmatrix} 4 \\ -2 \end{pmatrix} - \begin{pmatrix} 1 \\ 5 \end{pmatrix}$

$$\begin{pmatrix} \phantom{0} \\ \phantom{0} \end{pmatrix} \quad [1]$$

(b)  $6 \begin{pmatrix} 3 \\ 0 \end{pmatrix}$

$$\begin{pmatrix} \phantom{0} \\ \phantom{0} \end{pmatrix} \quad [1]$$

9 Asif and Ben share \$2100 in the ratio Asif : Ben = 3 : 7.

Work out how much Asif receives.

\$ ..... [2]

10 The length of a truck,  $L$  metres, is 8.2m, correct to 1 decimal place.

Complete this statement about the value of  $L$ .

.....  $\leq L <$  ..... [2]

11 Simplify.

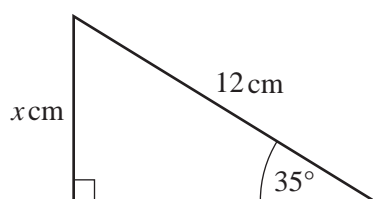
(a)  $t^{21} \div t^7$

..... [1]

(b)  $(u^5)^5$

..... [1]

12



NOT TO SCALE

The diagram shows a right-angled triangle.

Calculate the value of  $x$ .

$x =$  ..... [2]

13

$$p = \frac{1.6 + 9.6^2}{5.9 - 4.3}$$

(a) By writing each number correct to 1 significant figure, work out an estimate for  $p$ .  
You must show all your working.

..... [2]

(b) Calculate the exact value of  $p$ .

..... [1]

6

14                                    27            28            29            30            31            32            33

From the list of numbers, write down

(a) a multiple of 7,

..... [1]

(b) a cube number,

..... [1]

(c) a prime number.

..... [1]

15 Without using a calculator, work out  $\frac{5}{6} + \frac{2}{3}$ .

You must show all your working and give your answer as a mixed number in its simplest form.

..... [3]

16 These are the first four terms of a sequence.

5            8            11            14

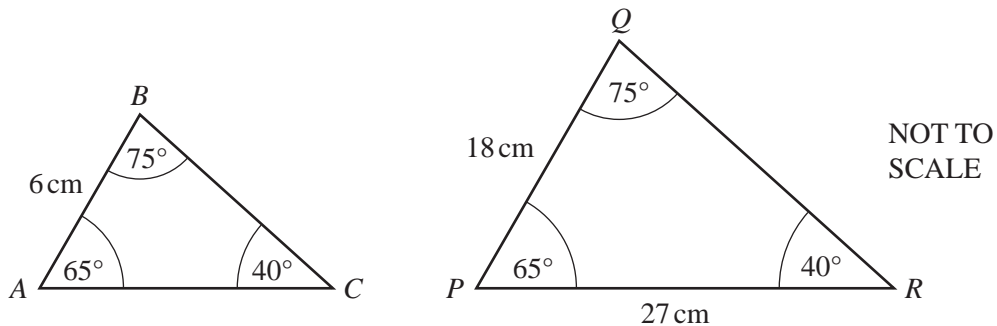
(a) Write down the next term.

..... [1]

(b) Find an expression, in terms of  $n$ , for the  $n$ th term.

..... [2]

17



(a) Explain why triangle  $ABC$  and triangle  $PQR$  are similar.

.....  
 ..... [1]

(b) Find  $AC$ .

$AC = \dots\dots\dots$  cm [2]

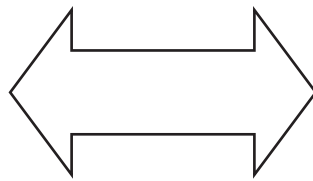
18 A car travels at a constant speed of 20 m/s.

Work out the time it takes for the car to travel 10 km.  
 Give your answer in minutes and seconds.

..... minutes ..... seconds [3]

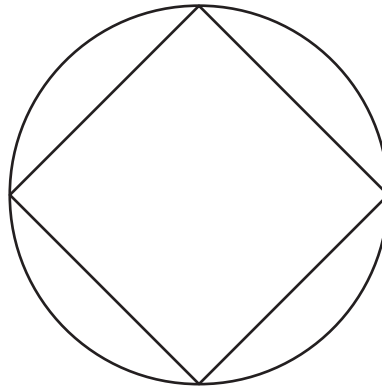
19 (a) On each shape, draw all the lines of symmetry.

(i)



[1]

(ii)



[2]

(b) Write down the name of a quadrilateral that has

- rotational symmetry of order 2
- and
- exactly two lines of symmetry.

..... [1]



20 (a) Change 3670 centimetres to metres.

..... m [1]

(b) The scale drawing shows the positions of town *S* and town *T*.  
The scale is 1 centimetre represents 15 kilometres.



Scale: 1 cm to 15 km

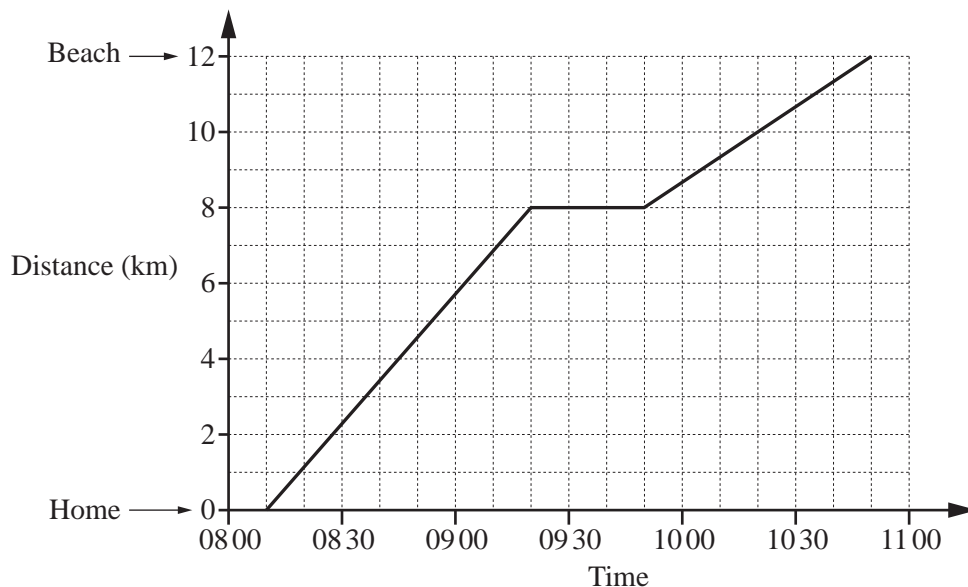
(i) Find the actual distance between these two towns.

..... km [2]

(ii) Measure the bearing of town *T* from town *S*.

..... [1]

21 The travel graph shows Michael’s journey from his home to the beach.



(a) At what time did he start his journey?

..... [1]

(b) On the journey he stopped for a rest.

(i) Find the distance he was from home when he stopped for a rest.

..... km [1]

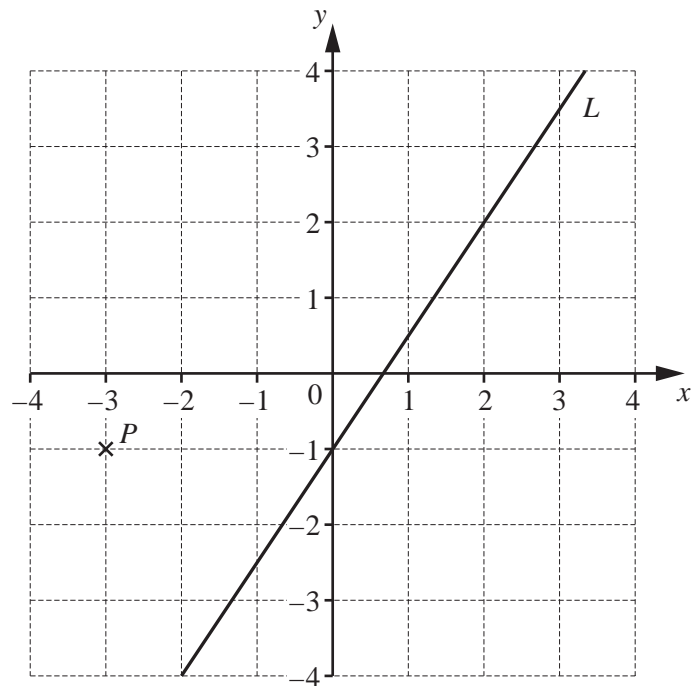
(ii) For how many minutes did he stop?

..... min [1]

(c) Explain how the graph shows that Michael travelled faster before he stopped than after he stopped.

..... [1]

22 The diagram shows a point  $P$  and a line  $L$ .



(a) Write down the co-ordinates of point  $P$ .

(....., .....) [1]

(b) Find the gradient of line  $L$ .

..... [2]

(c) Write down the equation of line  $L$  in the form  $y = mx + c$ .

$y =$  ..... [2]

**BLANK PAGE**

---

Permission to reproduce items where third-party owned material protected by copyright is included has been sought and cleared where possible. Every reasonable effort has been made by the publisher (UCLES) to trace copyright holders, but if any items requiring clearance have unwittingly been included, the publisher will be pleased to make amends at the earliest possible opportunity.

To avoid the issue of disclosure of answer-related information to candidates, all copyright acknowledgements are reproduced online in the Cambridge Assessment International Education Copyright Acknowledgements Booklet. This is produced for each series of examinations and is freely available to download at [www.cambridgeinternational.org](http://www.cambridgeinternational.org) after the live examination series.

Cambridge Assessment International Education is part of the Cambridge Assessment Group. Cambridge Assessment is the brand name of the University of Cambridge Local Examinations Syndicate (UCLES), which itself is a department of the University of Cambridge.